


Using eBooks

The Federation University Library has lots of eBooks available to use and our eBook collection is constantly growing. This guide will assist in using the features of **ProQuest eBook Central**, which is our largest eBook provider.

Searching for eBooks

When you conduct a search in **QuickSearch**, results for eBooks will have a **Book icon**, and **Online access**.

- Click **Online access**, the eBook will then open in a new window. In the new window, you can then enter your student ID and password.



- If you search the **Catalogue** limit to eBooks by selecting **Online resources** from the **View all Collections box**

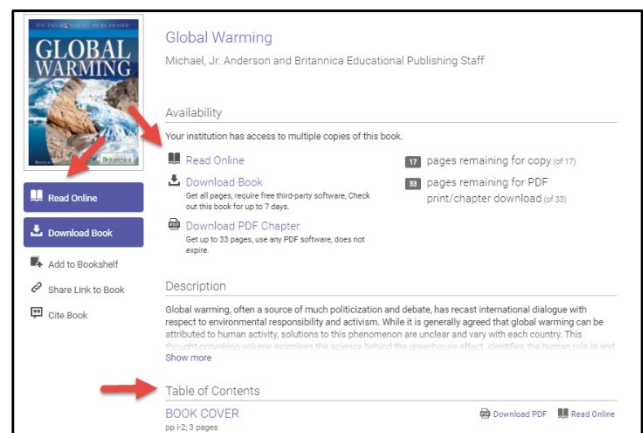


- When you find a relevant book, click on the title.
- Click **Click here to view book**. You will be prompted to enter your student ID and password.
- If your browser has the 'pop-up blocker' enabled, you may need to disable it to view the eBook.
- Click on the Tools menu in your browser to find the pop-up blocker.

Viewing eBooks

The selected book will be displayed. To view the contents of the book;

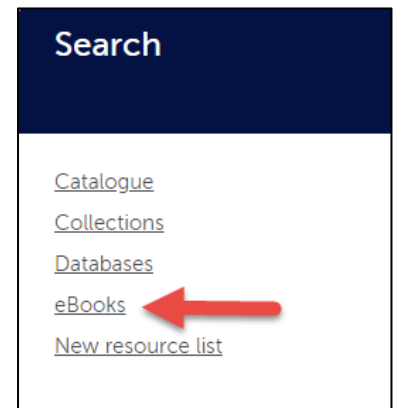
- Click on the **Read Online** button or,
- From the **Table of Contents** select a specific chapter.
- Once viewing the eBook you can scroll through the pages to read. You can also search the book for keywords by clicking on the **Search within book box**.



- You are able to Copy or Print a portion of the book in accordance with Australian Copyright legislation using the **ProQuest eBook Central** tool bar.



- To access ProQuest eBook Central without conducting a search, go to the Library homepage, and from the “**Search**” box select **eBooks**
- On the next page, scroll down to the **ProQuest eBook Central** heading, and click on the link provided.
- From this page you can also access eBooks from other providers such as EBSCO, Springer, Wiley, LWWonline, DOAB and Oxford Reference Online.



Added Functions

ProQuest eBook Central offers many functions to enhance your usage of their eBooks

- Bookshelf:** Allows a user to create their own ‘libraries’ of eBooks.
- Bookmarks:** Mark pages for later reference
- Highlight:** Highlight information
- Add notes:** Allows a user to ‘write comments’ on pages of eBooks.
- All these features are available from the **ProQuest eBook Central** tool bar
- To find out more about eBooks and in particular the features of ProQuest eBook Central see libguides.federation.edu.au/ebooks and select the “eBook Support videos and guides” tab

Need more assistance?

Ask staff at the Information desk

Chat/FAQs	libanswers.federation.edu.au
Phone	1300 552 567
Email	libinfo@federation.edu.au
Library homepage	federation.edu.au/library